

A

**APPLICATION FOR THE RENEWAL OF A
A HACKNEY CARRIAGE OR PRIVATE HIRE VEHICLE LICENCE**

(Some details on this form are pre-filled from our records – if any of these details are incorrect, please use the blank space provided to give the correct details)

Name:	
Address:	

Telephone		Email:	
Mobile		Vehicle registration number	

Type of licence held:	Private Hire Vehicle	Vehicle Plate Number:	
Licence expiry date:	29.03.2026	Driver License No.	

Any other person who is a proprietor of the vehicle or who is concerned either solely or in partnership with any other person in the keeping, employing or letting of hire of the vehicle.

Name	Address

I hereby apply for a licence for the motor vehicle identified in this application to be used as a *Private Hire Vehicle* within the City of Exeter and I hereby declare that all particulars entered on the form are true and correct to the best of my knowledge and belief. *(*Delete which does not apply)*

VEHICLE DETAILS		
Make of vehicle:	Model of vehicle:	Number of passengers:
Tesla	Model S	4
Vehicle Registration Document number:		Date of first registration:
		28.03.2016

Details of current vehicle insurance:	Date insurance expires:
Axa	15.12.2026

Where will the vehicle be kept when not in use? (address):	[REDACTED]

In respect of Private Hire Vehicles, by which Operator, and from what address will the Private Hire Vehicle be operated?	
Name of Operator:	[REDACTED]
Address of Operator:	[REDACTED]

When an application involves the substitution or exchange of an existing vehicle by a new one, please answer the following questions:

Will the replaced vehicle continue to be used as a Licensed Private Hire/Hackney Carriage vehicle?	YES	NO
	N/A	N/A
If NO, please specify reason: (i.e. private use, taken off road, etc.)		
If continuing to be used as a Licenced vehicle, please give name and address of new owner:		
Make of existing licenced vehicle:	Tesla Model S	
Registration number of existing licenced vehicle:	[REDACTED]	

I understand that omissions or incorrect statements will render the Licence if granted, liable to suspension or revocation and render me liable to prosecution.

I have been given a copy of the conditions relating to this Licence.

SIGNED [REDACTED] DATED [REDACTED]

See over for notes.

Any changes in the circumstances which might render any of the above information incorrect must be immediately reported to the Office of the Assistant Director Environment, Exeter City Council, Paris Street, Exeter, EX1 1RQ

NB: INFORMATION DISCLOSED ON THIS FORM MAY BE REVEALED TO OTHER AGENCIES AND BODIES FOR THE SOLE PURPOSE OF PREVENTING OR DETECTING CRIMES.

Private Hire Vehicle Renewal Procedure:

Licenses for Private Hire vehicles are issued for a maximum of 12 months at any one time. Vehicles presented for renewal that are less than 8 years old can be renewed by Licensing Officers under delegated powers.

Vehicles presented for renewal that are between 8 and 9 years old can be renewed by Licensing Officers under delegated powers provided that the vehicle is presented for inspection in a satisfactory condition, and a comprehensive report provided into the mechanical fitness of the vehicle has been undertaken by the AA, RAC, or DEKRA, or any other approved engineer, and any essential works identified have been carried out and evidence provided to establish this. If Officers are in doubt as to the fitness or suitability of a vehicle to carry on as a licenced vehicle then they shall refer the application to the Sub-committee for determination.

Vehicles presented for renewal that are between 9 and 10 years old will be referred to the licensing sub-committee for determination. Applicants will be advised to provide a comprehensive report into the mechanical fitness of the vehicle as outlined above.

Vehicles presented for renewal that are more 10 years old, shall not be granted. However the applicant will be given the right to apply for the application to be considered by a licensing sub-committee if they feel that their particular circumstances justify a deviation from the existing Policies.

Office use only			Plate Number: P419		
Fee paid:		Date:		Receipt No.:	
<u>INSPECTION OF:</u>			<u>SATISFACTORY:</u>		
1. Insurance	YES		NO		
2. Fire Extinguisher/First Aid Kit	YES		NO		
3. Cleanliness	YES		NO		
4. Advertising Signs	YES		NO		
5. Meter	YES		NO		
6. Plate fixing	YES		NO		
7. Tariff	YES		NO		
8. Bus Lane stickers	YES		NO		

Licence to be issued:	YES		NO	
-----------------------	-----	--	----	--

NOTES:	
---------------	--

Date checked by officer:		SIGNED (officer)
--------------------------	--	------------------

B

IMPORTANT

THESE NOTES ARE FOR
YOUR GUIDANCE

To ensure full protection under your policy it is essential to notify your broker of any change to the details previously supplied such as:

aaaa) Change of address, occupation, vehicle(s) declared or use of your car/vehicle.

bbbb) Motoring convictions and/or summons pending/accidents.

WARNING

It is an offence if any person for the purpose of obtaining the grant of any license to himself/herself or any other person knowingly makes any false statement, or for the purpose of obtaining the issue of a certificate of insurance or of a certificate of security under the relevant law applicable in Great Britain, Northern Ireland, the Isle of Man, the Island of Guernsey, the Island of Jersey and the Island of Alderney, makes any false statement or withholds any material information.

CERTIFICATE OF MOTOR INSURANCE



Certificate no. [REDACTED]

235. Description of vehicles
[REDACTED]

236. Name of Policyholder
[REDACTED]

237. Effective date of the commencement of insurance for the purposes of the relevant law
16/12/2025

238. Date of expiry of insurance
15/12/2026

239. Persons or classes of persons entitled to drive The Policyholder and any person
[REDACTED]

Provided that the person driving holds a licence to drive the vehicle, or has held and is not disqualified from holding or obtaining such a licence, and is driving on the Policyholder's order or with his permission.

240. Limitations as to use

For social, domestic and pleasure purposes and in connection with the Policyholder's business including carriage of passengers for private hire.

The policy does not cover –

Use for racing, pace-making, speed test, rallies, trials or competition, or use for hire or reward other than private hire

I hereby certify that the policy to which this certificate relates satisfies the requirements of the relevant law applicable in Great Britain, Northern Ireland, the Isle of Man, the Island of Guernsey, the Island of Jersey and the Island of Alderney.

Tara Foley

CEO AXA UK & Ireland

Note: For full details of the insurance cover reference should be made to the policy.

Cancellation - if this policy is cancelled this Certificate will no longer be valid and the vehicle will be removed from the Motor Insurance Database from the cancellation date.

ADVICE TO THIRD PARTIES – NOTHING CONTAINED IN THIS CERTIFICATE
AFFECTS YOUR RIGHTS AS A THIRD PARTY TO MAKE A CLAIM.

“THIS CERTIFICATE OF MOTOR INSURANCE HAS BEEN PREPARED ON A
LASER PRINTER AND IS NOT VALID IF IT HAS BEEN ALTERED IN ANYWAY”

Windscreen Repair or Replacement Service:

You will need to show your Certificate of Motor Insurance to the supplier. Windscreen excess £60

This insurance also applies throughout the European Union and in Liechtenstein, Norway, Iceland, Switzerland and Andorra. This gives the minimum cover required by the law in each of the above countries.

Cette assurance est également valable dans tous les pays de L'Union Europeene au Lichtenstein, en Norvege, en Islande, en Suisse et en Andorre. Elle offre au moins la couverture minimum exigee par la loi de chacun de ces pays.

Die vorliegende Versicherung gilt auch uberall in den Landern der Europaischen Union, Liechtenstein, Norwegen, Island, Schweiz und in der Andorra. Die Versicherung auf jeden Fall die fur die jeweiligen Lander gesetzlich geforderte Mindestdeckung.

La presente Assicurazione e valida per tutti paesi della Comunita Europea e nei paesi di sequito elencati, Liechtenstein, Norvegia, Islanda, Svizzera e Andorra, fornendo la copertura minima richiesta dalle leggi previste in materia in ognuno di questi paesi.

Este seguro tambien tiene validez en todos los paises de la Union Europea y en Liechtenstein, Noruega, Islandia, Suiza y Andorra. Ofrece al menos la cobertura minima especificada por la ley an cada uno de estos paises.

C

MOT test certificate



Driver & Vehicle
Standards
Agency

① Vehicle identification number

[REDACTED]

②a Registration number ②b Country of registration

[REDACTED]

GB

Make and model

TESLA MODEL S

⑤ Vehicle category

M1

④ Mileage

141,160 miles

Mileage history

137,699 miles 26.02.2025

136,159 miles 26.02.2024

124,870 miles 23.02.2023

⑦ **Pass**

③e Date of the test

03.03.2026

③ Expiry date

20.03.2027

To preserve the anniversary of the expiry date, the earliest you can present your vehicle for test is 21.02.2027.

③ Location of the test

[REDACTED]

⑨ Testing organisation and inspector name

[REDACTED]

MOT test number

[REDACTED]

Duplicate certificate issued by DVSA on 03 March 2026

Check that this document is genuine by visiting www.gov.uk/check-mot-history

If any of the details are not correct, please contact DVSA by email at enquiries@dvsa.gov.uk or by telephone on 0300 1239000.

Receive a free annual MOT reminder by subscribing at www.gov.uk/mot-reminder or by telephone on 0300 1239000.

Date tested
3 March 2026

PASS

Mileage
141,160 miles

Test location

▶ [View test location](#)

MOT test number

Expiry date
20 March 2027

Date tested
26 February 2025

PASS

Mileage
137,699 miles

Test location

▶ [View test location](#)

MOT test number

Expiry date
20 March 2026

Date tested
26 February 2024

PASS

Mileage
136,159 miles

Test location

▶ [View test location](#)

MOT test number

Expiry date
20 March 2025

Date tested
23 February 2023

PASS

Mileage
124,870 miles

Test location

▶ [View test location](#)

MOT test number

Expiry date
20 March 2024

Date tested
24 February 2022

PASS

Mileage
107,210 miles

Test location
▶ [View test location](#)

MOT test number

Expiry date
20 March 2023

Date tested
17 March 2021

PASS

Mileage
96,999 miles

Test location
▶ [View test location](#)

MOT test number

Expiry date
20 March 2022

Date tested
17 March 2020

PASS

Mileage
92,779 miles

Test location
▶ [View test location](#)

MOT test number

Expiry date
20 March 2021

Monitor and repair if necessary (advisories):

- **Nearside Rear Tyre worn close to legal limit/worn on edge (5.2.3 (e))**
- **Offside Rear Tyre worn close to legal limit/worn on edge (5.2.3 (e))**
- **Nearside Front Tyre worn close to legal limit/worn on edge (5.2.3 (e))**

▶ [What are advisories?](#)

Date tested
1 March 2019

PASS

Mileage
76,427 miles

Test location

▶ [View test location](#)

MOT test number
[REDACTED]

Expiry date
20 March 2020

The MOT test changed on 20 May 2018

Defects are now categorised according to their severity - dangerous, major, and minor. [Find out more.](#)

Date tested
21 March 2018

PASS

Mileage
56,100 miles

Test location

▶ [View test location](#)


MOT test number
[REDACTED]

Expiry date
20 March 2019

Safety recalls

No recalls found.

This information is provided by the manufacturer. Contact your local TESLA dealership if you think this information is wrong.



D



Registration number



THIS DOCUMENT IS NOT PROOF OF OWNERSHIP.

It shows who is responsible for registering and taxing the vehicle.



Driver & Vehicle
Licensing
Agency

UNITED KINGDOM UK REGISTRATION CERTIFICATE

European Community


свидетелство за регистрация
Permiso de circulación
Osvědčení o registraci
Registreringsattest
Zulassungsbescheinigung
Registreerimistunnistus

Άδεια κυκλοφορίας /
Πιστοποιητικό Εγγραφής
Certificat d'immatriculation
Teastas Cláraithe
Carta di circolazione
Reģistrācijas apliecība

Registracijos liudijimas
Forgalmi engedély
Čertifikat ta' Reġistrazzjoni
Kentekenbewijs
Dowód Rejestracyjny
Certificado de matrícula


Certificat de înmatriculare
Osvedčenie o evidencii
Prometno dovoljenje
Rekisteröintodistus
Registreringsbeviset
Prometna dozvola

1. Registered keeper



You must make sure that the name and address printed here is correct. If it is not, see section 12.

Document reference number



Thinking of buying this vehicle?

Buyer beware...

Do you know how to avoid being tricked into buying a stolen vehicle?

For tips and advice go to www.gov.uk/checks-when-buying-a-used-car



2. The previous registered keeper


[Z.1] NONE

[Z.2]

[Z]

3. Special notes (these notes cannot be removed)

1. DECLARED NEW AT FIRST REGISTRATION.



4. Vehicle details

A Registration number [REDACTED] 2 [A.1] Validation character V 3

B Date of first registration 28 03 2016

[B.1] Date of first registration in the UK 28 03 2016

D.1 Make TESLA

D.2 Type 002

Variant 90D

Version B19B5

D.3 Model MODEL S 90D

D.5 Body type LIMOUSINE

[X] Taxation class ELECTRIC

[D.6] Suspension Type

[Y] Revenue weight

P.1 Cylinder capacity (cc)

V.7 CO₂ (g/km)

P.3 Type of fuel ELECTRICITY

S.1 Number of seats, including driver 5

S.2 Number of standing places (where appropriate)

[D.4] Wheelplan 2-AXLE-RIGID BODY

J Vehicle category M1

K Type approval number [REDACTED]

P.2 Max. net power (kW) 67

E VIN/Chassis/Frame No. [REDACTED]

P.5 Engine number L2S

F.1 Max. permissible mass (exc. m/c) 2640

G Mass in service 2184

Q Power/Weight ratio (kW/kg) (only for motorcycles)

R Colour BLACK

O Technical permissible maximum towable mass of the trailer:

O.1 braked (kg)

O.2 unbraked (kg)

U Sound level:

U.1 stationary (dB(A))

U.2 engine speed (min-1)

U.3 drive-by (dB(A))

V Exhaust Emissions:

V.1 CO (g/km or g/kWh)

V.2 HC (g/km or g/kWh)

V.3 NOx (g/km or g/kWh)

V.4 HC+NOx (g/km)


V.5 particulates (g/km or g/kWh)

5. Registered keeper

If any details are wrong enter the correct details in section 6, sign section 8, and return to DVLA

C.4.c – This document is not proof of ownership.

C.1.2
C.1.1
C.1.3



I

Please write in black ink and CAPITAL LETTERS.

6. New keeper or new name/new address details

Please see section 12

Mr 1	Mrs 2	Miss 3	Please tick <input checked="" type="checkbox"/> the appropriate box		W	4
Title (for example, Ms, Rev and so on) or business name:						
First names:						
Surname:						
For company use only DVLA/DVA Fleet number						7
Date of birth (not required by law)				Postcode:		8 9
House No:						
Address:						
Post town:						
New keeper? If so tick this box:		K	12	Date of sale or transfer:		13
Driving licence number of the new keeper (not required by law)						
Present mileage (not required by law)						15
R	16	S	17			

7. Changes to current vehicle

Only enter corrected or altered details

H 19

Wheelplan / Body type

VIN / Chassis / Frame Number

New revenue weight Date of change Cylinder capacity (cc)

No. of seats inc. driver No. of standing places Type of fuel

Engine number

New colour Date of change CLR

Tax class*

The tax class shown in section 4 can only be changed when taxing. Please apply at your nearest Post Office.

8



Declaration – You MUST sign, date and return this page to DVLA, Swansea, SA99 1BA when you notify any changes.

Registered keeper: I declare that the new details I have given are correct to the best of my knowledge.

New keeper: I declare that this vehicle was sold or transferred to me on the date shown in section 6 and my name and address are correctly shown.

Signature:

Date:

Signature:

Date:

Law: If the vehicle is sold or transferred, both the registered keeper and the new keeper must sign this Certificate.

Official use only – Please do not write below this line.

V

ISC

34

981

Date of sale or transfer

Present mileage

00

D M M Y Y Y

* You are not required by law to provide mileage information

Name and address of motor trader

Business name:
Address:
Post town:
Postcode:
VAT number:

Declaration Please read the notes over the page before signing.

Registered keeper:

I declare that I sold or transferred this vehicle to the motor trader, insurer or dismantler named in this section on the date shown.

Signature: _____ Date: _____

Motor trader, insurer or dismantler:

I declare that this vehicle was sold or transferred to me on the date shown in this section.

Signature: _____ Date: _____

The Law: If the vehicle is sold or transferred both the registered keeper and the motor trader, insurer or dismantler must sign this section. The registered keeper must then return it to DVLA.

Document Ref. No.
Despatch Codes

10. New keeper's details – To be kept by the new keeper. Do not return to DVLA (see notes over the page)

Please tear along dotted line

V5C/2

Registration number		Validation character	V	Make	TESLA
Please write new keeper's name and address in black ink				Model	MODEL S 90D
Write date of sale/transfer here				Suspension Type	
Doc. Ref. No.				Date of first registration	28 03 2016
Despatch Codes				Wheelplan	2-AXLE-RIGID BODY
				Revenue weight	
				*Taxation class	ELECTRIC
				Type of fuel	ELECTRICITY
				Cylinder capacity	
				CO2	
				No. of seats inc. driver	5

This will not produce a Registration Certificate.

*The tax class shown can only be changed when taxing. Please apply at your nearest Post Office®.

11. Notification of permanent export – Please fill in and return to DVLA (see notes over the page)

Please tear along dotted line

V5C/4

Registration number		Validation character	V
Date of export			
Document Ref. No.			
Despatch Codes			

This section will not produce an export certificate. The V5C replaces the need for a separate export certificate.

Declaration Please read the notes over the page before signing.

I declare that the vehicle will be exported on the date shown.

Signature: _____

Date: _____

12. What you need to know about the V5C

Selling or transferring your vehicle privately

What you, the person selling the vehicle as current registered keeper, must do. Failure to tell DVLA may result in a fine or prosecution.

- Fill in section 6. (Give the name and UK address of the new keeper (buyer).
- Fill in section 10 (V5C/2) and give it to the new keeper.
- Sign and date the declaration in section 8 along with the new keeper.
- Keep a record of the new keeper's name and address.
- Tear off and return section 1 – 8 to DVLA, Swansea SA99 1BA.

What the person buying the vehicle must do

- Sign and date the declaration in section 8 along with the seller.
- Keep section 10 (V5C/2) until you get your Registration Certificate
- Tax your vehicle immediately using section 10 (V5C/2).

What we will do

- Update our vehicle record with the new registered keeper details.
- Send you, the current registered keeper (the seller), an acknowledgement within 4 weeks to confirm you are no longer liable for the vehicle, and issue an automatic refund of vehicle tax (if applicable). If you paid the vehicle tax by Direct Debit, the Direct Debit will be cancelled.

If you do not get an acknowledgement letter from us phone DVLA Customer Enquiries on 0300 790 6802, as you could be liable for the vehicle and may get a penalty and/or be prosecuted. If you are deaf or hard of hearing and have a textphone, phone 0300 123 1279.

Your name and/or address details

- If the registered keeper details in section 1 are wrong or you want to change your name or address fill in section 6, sign the declaration and return the whole certificate to DVLA, Swansea, SA99 1BA. (You should also make sure you tell us about these changes on your driving licence by sending it to DVLA, Swansea, SA99 1BN).

There is more information on the website at

www.gov.uk/vehicle-registration

Data Protection Act – Release of information

Your information may be disclosed in a number of lawful circumstances. Please go to www.gov.uk/data-protection for more information.

i

E

VEHICLE EXAMINATION REPORT

YOUR ATTENTION IS DRAWN TO THE TERMS AND CONDITIONS BELOW

The examination of the vehicle described in this report was of a purely external, visual nature and excludes any dismantling. No responsibility can be accepted for defects not visibly present at the time, or those not detected which fall outside the scope of the examination and (where possible) its limited road test. Road tests, when possible, are conducted for a limited duration and exclude high speed testing. The accuracy of the instrumentation within the vehicle (speedometer, odometer, fuel and temperature gauges etc.), cannot be verified, neither can the future life expectancy of the clutch and brake linings, or the failure of mechanical components in the future. Statements on fuel and oil consumption levels will also be excluded.

Inspection Date: 03/03/2026


VEHICLE DETAILS

Make & Model	Tesla Model S	Registration No.	
Colour	Black	Engine CC	Electric
Vehicle Identity Number. (VIN No.)		Confirmed	Yes
Engine No: L2S			
V5 Registration doc checked	NO	MOT Certificate Expires	20.03.2027
Odometer Reading	141168 MILES	Service Records Seen	NO

MECHANIC SUMMARY

PLEASE READ ALL THE PAGES OF THE REPORT

Vehicle in good condition

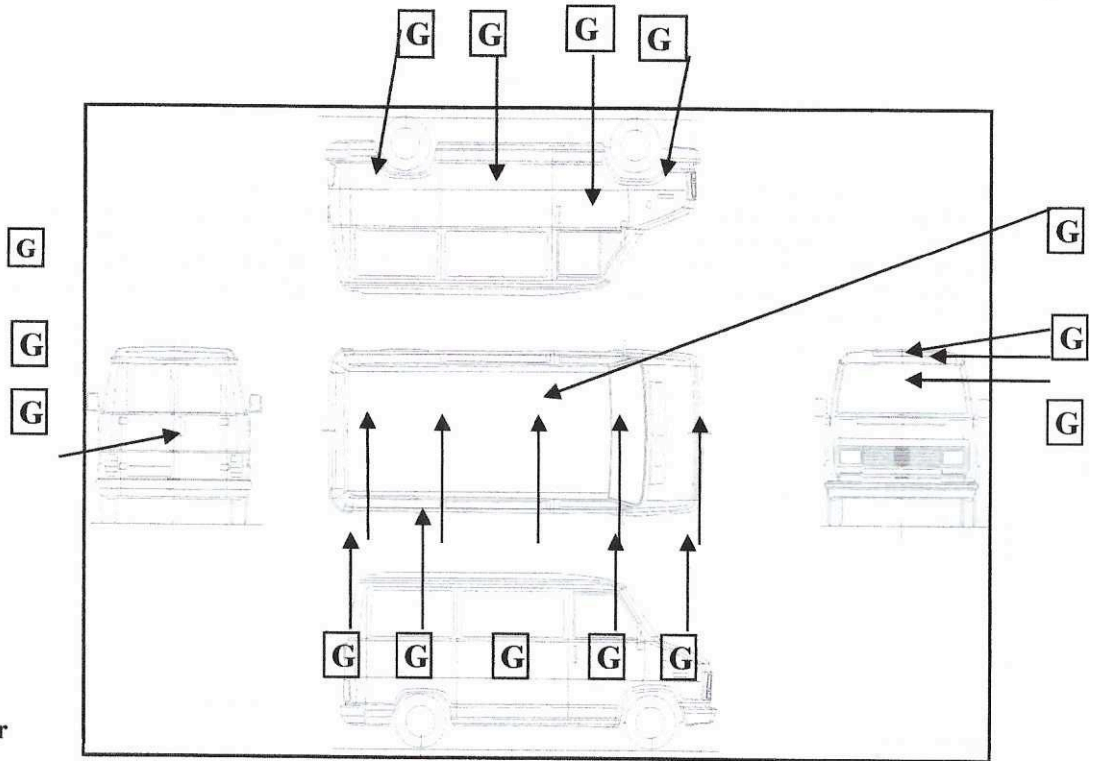


EXTERIOR PANELS

KEY:

- A acceptable
- G good
- R repaired
- = scratch
- X dent
- C corrosion
- O chip / rust
- D decals
- P poor condition
- not checked

Paint Colour: Silver



Minor blemishes, which are acceptable for the vehicle's age and type, are not recorded and you should satisfy yourself in this regard.


EVIDENCE OF BODYWORK REPAIRS **NO** No Major Repairs seen


Comments

KEY FOR POINTS ON FOLLOWING PAGES

- S Satisfactory for age and recorded mileage
- Could not be checked
- x Needs immediate attention
- A Advisable repair
- N/A Not applicable
- Y Yes
- N No
- C See Engineer's comments

BODY EXTERIOR





ELECTRICAL / CONTROLS					
37. Starting system/Ignition lock	S	43. Stop lights	S	51. Horn	S
38. Battery charging system	S	44. Indicator/Hazard lights	S	52. Radio/Cass./CD/Aerial	S
39. Voltages at battery:	S	45. Reverse / Fog lights	S	53. Heater(s) / Fan controls	S
normal	S	46. Auxiliary lights	S	54. Air Con operation	S
charging	S	47. Interior / Panel lights	S	55. Door locking	S
40. Headlights	S	48. Screen dimisters SELECT	S	56. Windows	S
41. Sidelights /Running lights	S	49. Mirrors (electric)	S	57. Wipers/Washers	S
42. Rear and No. plate lights	S	50. Controls/Instruments	S	58. Headlamp washers	S
1. Panel Condition/Alignment	S	5. Bumpers No plates – F/R	S	9. Body damage	N/A
2. Paintwork	S	6. Door locks – operation	S	10. Corrosion	S
3. Exterior trim	S	7. Fuel filler cover and cap	S	11. Mud flaps	N/A
4. Glass	S	8. Elevating Roof (operation/cond..)	S	12.	


ENGINE COMPARTMENT		Electricity			
13. Coolant Level/Condition	N/A	21. Clutch Fluid	N/A	29. Accelerator linkage	S
14. Coolant leaks	NO	22. Brake Fluid	S	30. Body panels	S
15. Antifreeze	N/A	23. Engine Oil level	N/A	31. Bonnet catch	S
16. Radiator/Cap	N/A	24. External leaks (engine)	NO	32. Bonnet hinges	S
17. Hoses/Pipes	N/A	25. Engine mountings	N/A	33. Cold starting	N/A
18. Drive Belts	N/A	26. Fuel Injection	N/A	34. Fast idle (cold)	N/A
19. Water Pump	N/A	27. Turbocharger	N/A	35. Noise level (cold)	N/A
20. Power Steering	S	28. Fuel pump/Pipes	N/A	36. Excess fumes/smoke	N/A

Spark plugs, Injectors or Glow Plugs are not removed.
 It should be noted that a gas analyser has not been used to check exhaust emissions.
 If no documentation is seen indicating camshaft drive belt replacement, to ensure future serviceability, it is important that the belt is replaced immediately and then at intervals specified by the manufacturer. It is in your best interests that you ensure that this is carried out.

INTERIOR / LUGGAGE COMPARTMENT					
59. Steering Wheel/Adjustment	S	66. Door seals /hinges	S	73. Rear parcel shelf/blind	S
60. Seat upholstery – F/R	S	67. Interior sills	S	74. Boot/tailgate lock	S
61. Seat adjustment	S	68. Headlining/visors	S	75. Luggage/Load area trim con	S
62. Seatbelts – F/R	S	69. Sun roof(s)	S	76. Illumination light	S
63. Carpets – F/R	S	70. Dash panel (condition)	S	77. Tool kit etc	S
64. Door trim panels	S	71. Cigarette lighter(s)	S	78. Living Area (Visual Only)	N/A
65. Door fitting /operation	S	72. Mirrors (internal)	S	79.	

FRONT SUSPENSION / STEERING / UNDERFRAME					
80. Engine underside leakage	NO	85. Wheel hubs/bearings	S	90. Sub-frames/mountings	S
81. Steering joints/ball joints	S	86. Springs/suspension units	S	91. Suspension arms/mountings/joint	S
82. Steering Rack and Pinion	S	87. Sphrers/Pipes/Hoses	N/A	92. Tie bars/anti roll bars	S
83. Chassis members	S	88. Dampers (condition / leaks)	S	93. Corrosion protection	S
84. Power steering Electricity	S	89. Power steering pipes/gaiters	S	94. Corrosion – floor/chassis	NO

REAR SUSPENSION / UNDERFRAME					
95. Springs/suspension bars	S	99. Location rods/fixings	S	103. Sub-frames/mountings/axles	S



96. Anti roll bar	S	100. Bump stops/gaiters	S	104. Chassis members	S
97. Dampers/bushes	S	101. Wheel hubs/bearings	S	105. Corrosion protection	S
98. Suspension arms/fixings	S	102. Spheres/Pipes/Hoses	N/A	106. Corrosion – floor/chassis	NO

CLUTCH / TRANSMISSION AUTO

107. Fluid/Oil leaks	NO	111. Casings/Axles/Differential(s)	S	115. Backlash	N/A
108. Cables/adjustments	S	112. Mountings	S	116. Gaiters	N/A
109. Hydraulic system	N/A	113. Drive shaft assembly	S	117. Propeller shaft(s)	N/A
110. Linkage (wear)	S	114. Universal/sliding joints	S	118. Prop.Bearings/Supports	N/A

EXHAUST SYSTEM

119. Manifold(s)	N/A	121. Silencer(s)/Catalyst(s)	N/A	123. Joints/Couplings	N/A
120. Pipes	N/A	122. Heat shields/Mountings	N/A	124. System condition	N/A

FUEL SYTEM

125. Tank	N/A	127. Fuel lines	N/A	129. Evidence of leaks	N/A
126. Tank fixings	N/A	128. Breather pipes	--	130.	N/A

BRAKES

131. Master cylinder security	S	134. Flexible hoses	S	137. Hand/Parkbrake op/adjustment	S
132. Fluid leaks	S	135. Pipes/Connections	S	138. Hand/Parkbrake linkage	S
133. Servo/Power system	S	136. Discs/Pads/Drums	S	139. Pedal/Linkage	S


WHEELS AND TYRES Type

140. Wheel Rims	S	Alloy			
141. Wheel Trims	S				
Tyres	Make	Size	Type / Construction	Min tread depth	
142. RH Front	UNIROYAL	245/45/19	Radial/Tubeless	6-7mm	S
143. LH Front	UNIROYAL	245/45/19	Radial/Tubeless	6-7mm	S
144. RH Rear Inside	UNIROYAL	245/45/19	Radial/Tubeless	6-7mm	S
145. RH Rear	UNIROYAL	245/45/19	Radial/Tubeless	6-7mm	S
146.					
147.					
148. Spare					N/A

ROAD TEST


Finish Odom. Reading	141183 MILES	Conditions	Dry
Test Duration	15.2 Miles	Speed achieved up to	70 M.P.H.


149. Final drive op./Noise level	S	156. Instrument/Controls function	S	163. Road holding/Stability	S
150. Gearbox operation/noise level	S	157. Steering wheel alignment	S	164. General steering/Handling	S
151. Engine performance	N/A	158. Clutch operation	N/A	165. Footbrake operation	S
152. Engine noise	N/A	159. 4WD operation	S	166. Hand/Parkbrake operation	S
153. Excess smoke	N/A	160. Cooling fan operation	N/A	167. Suspension noise	S
154. Overheating evidence	N/A	161. Steering effort	S	168. Warning lights	S
155. Auto changes/Kickdown/Inhib.	N/A	162. Hot restarting	S	169.	



FINAL CHECK			
170. Oil leaks	NO	171. Coolant leaks	NO
		172.	

Please read all pages of this report






Essential & Desirable Repairs

It is strongly advised that the essential defects are investigated immediately or rectified prior to purchase of the vehicle and desirable repairs are carried out in the near future. Some defects may prove costly to rectify and this must be considered prior to purchase or authorising any remedial work.


Attention

Some vehicles are provided with a master key, which can be extremely costly to replace (sometimes in excess of £1000) as, in some cases, if the master key is missing the Engine Control Unit (ECU) may have to be replaced should you encounter problems. As well as this, some radios have codes to allow them to operate. Please satisfy yourself that you have all relevant keys and codes. You should also ensure you are given all relevant instruction manuals for the vehicle, radio, alarm and immobilisers as necessary

Item	Defect/Item requiring further investigation /rectification	D/X



Date:
03/03/2026



F









MODEL S

90D





TESLA



MODEL S